

B26 Marauder Texturing Research



Digital Bandits



Index

Materials	3
Substance materials	4
Nose art	6
Nose art meaning	7
B26 Marauder Design	8
References	10

Materials

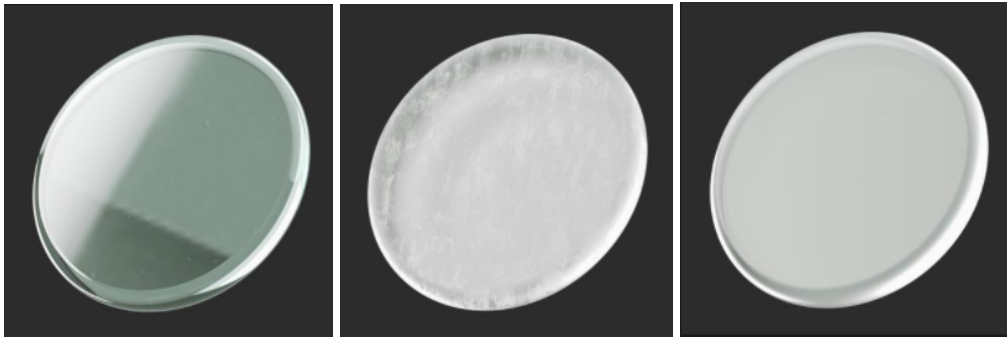


Body / wings: *metal*

Propellor: *steel*

Windows: *glass*


Substance materials



Toughened Glass

Glass Scale Formation


Screen Printed Glass



Steel Patinated

Tempered Steel

Sandblasted Steel



Metal Pewter Striped

Metal Grinded

Metal Cast



Metal Plates Spaceship Hull

Cockpit

Cockpit

The cockpit was noted as having a utilitarian look and feel - sparse in contrast to other American bombers - consisting of all the necessary controls and gauges in a neatly organized arrangement. The pilot sat in an armored-plated position with access to all controls while the instrument panel ran about three quarters of the width of the cockpit, stopping at about the co-pilot's left knee. As may be expected, both pilot positions had control columns situated before them. A center console held the throttle, propeller and mixture controls within easy reach of both pilot and co-pilot. Landing gear and flap controls were positioned to the rear of the console.



Nose art

Nose art was originally started to identify friendly units. Nose art design evolved to express the individuality often constrained by the uniformity of the military. Besides it was painted to help memories of home and peacetime life. They were also said to offer some kind of psychological protection against the stresses of war and the possibility of death.



Bat- Outa-Hell II



Off Limits



Mississippi Mudcat



Little Lulu



Makahlea II



El Capitan

323RD BOMB GROUP

Names of the USAAF B-26 Marauders that flew on missions from USAAF Station 408, Beaulieu Airfield, in the New Forest of Hampshire, England. July to August 1944.

ANAHUAC LION
 BAT-OUTA-HELL II
 BLACK FURY
 BONNIE LEE
 BUZZIN HUSSY
 CACTUS KID
 CAN'T GET STARTED
 CIRCLE JERK/LOUISIANA MUD HEN
 CITY OF SHERMAN
 CREW 13
 DINAH MIGHT/EVASIVE ACTION
 FIREBIRD
 FLAMING MAMIE
 FLYING TRAPEZE
 FREETAILED
 GOATEE HELL
 GRACEFUL LADY
 HADES LADY
 HALF & HALF
 HAZEL
 HEAVEN CAN WAIT/MISS SATAN
 HELLS BELLE
 JILL FLITTER
 JOLLY ROGER
 LADY LUCK II
 LITTLE LULU

LITTLE MIKE
 MISS FORTUNE III
 MISS TWISTER
 MISSION BELLE
 MORALE BUSTER
 MR SHORTY
 OLE 33 and GAL
 PATCHES
 PATTYS PIG
 PUNCHING BAG
 RED DOG III
 RED HILL SPECIAL/LUCKY GRACKI
 SCARS N' GRIPES
 SHIRLEY BEE
 SMOKEY/WYOMINGS DIRTY BOY
 TAIL END CHARLEY III
 THE FLYING DUTCHMEN II
 THE GREMLIN II
 THE HOWARD HURRICANE II
 THE UGLY DUCKLING
 TICKLISH PERCY II
 TRUMANS FOLLY
 WEARY WILLIE, JR
 WOLF PACK II
 YO-HUM-BUG



Names of the planes in the 323rd bomb group

rafbeaulieu.co.uk

These are the names given to the B-26 bombers that flew from Beaulieu as researched by Roy Bozych, historian for the 323rd Bomb Group.

Nose art meaning

Why pin up girls on airplanes?

Inspired by the works of Alberto Vargas (although varying the level of nudity of the girls and often with a very provocative and aggressive sexuality) the soldiers painted them on their planes as a symbol of good luck or as a kind of goddess of war, they also had their practical utility by serving as an element of distraction for enemy pilots during air combat.



What do the bombs on the side mean?

Each drawn bomb on the side of the plane stands for one mission symbol/survived bombing. The Flak-Bait (see picture underneath) has the most survived bombings with more than 200.

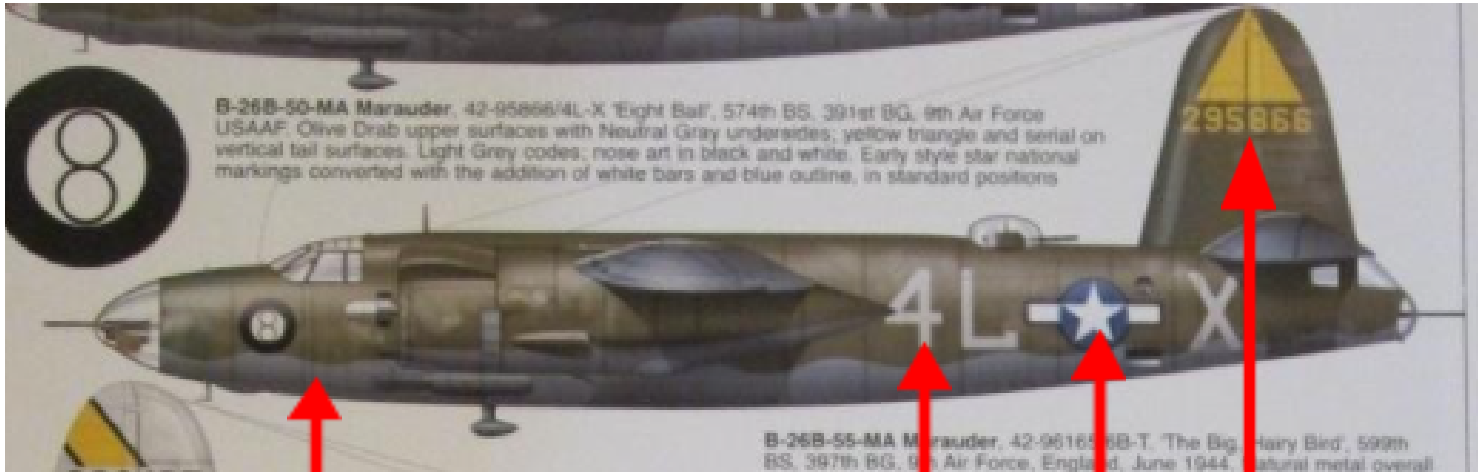
Why did they paint ducks on their plane?

"Duck" symbols, represented diversion missions (D=Decoy) The 9th Air Force would send out two formations to try and confuse the Germans on what the main target was. The second smaller formation was called the diversionary force and painted the duck symbol on their planes for that mission).



B26 Marauder Design





1

2

3

4

1. White/grey color at the bottom for camouflage
2. Part from the type number of the plane
3. National marking of America
4. The plane serial number

References

https://www.militaryfactory.com/aircraft/detail.php?aircraft_id=299

<https://www.arizonaskiesmeteorites.com/WWII-Military-Collectibles/Warbird-Aircraft-Parts-And-Collectibles/B-26-Marauder-Propeller-Sculpture/>

https://commons.wikimedia.org/wiki/Category:Nose_art_on_B-26_Marauder

<https://www.aircorpsart.com/blog/the-artist-who-influenced-wwii-military-aircraft-pinup-nose-art/>

https://en.wikipedia.org/wiki/Alberto_Vargas

<https://rafbeaulieu.co.uk/names-nose-art-323-bg-b26-marauders/>

https://airandspace.si.edu/collection-objects/martin-b-26b-25-ma-marauder-flak-bait/nasm_A19600297000

<https://airandspace.si.edu/multimedia-gallery/9810hjpg>

https://www.reddit.com/r/ColorizedHistory/comments/3qfbw7/b26_marauder_and_its_crew_1944/cws5oi/

<https://www.worthpoint.com/worthopedia/warpaint-69-martin-26-marauder-color-1816278913>

Texture images:

<https://substance3d.adobe.com/assets/allassets?q=metal&u=metal>